

The logo for CAL Connect 2010 Dynamics GP User Event. It features the text "CAL Connect2010" in a large, bold, blue, italicized font. Below it, "Dynamics GP User Event" is written in a smaller, blue, italicized font. A yellow swoosh arches over the text, and a blue circular icon with a white dot is positioned at the bottom right of the swoosh.

CAL Connect2010
Dynamics GP User Event

ELECTRONIC BANKING OVERVIEW

Brenda Willey

Implementation Specialist

BrendaW@calszone.com

AGENDA FOR THIS SEMINAR

1. EFTs for AP & AR
2. Safe Pay/Posi Pay
3. Electronic Reconcile



EFT FOR AP& AR

- Safe transfer of funds
- Security can limit who has rights to create EFT file



CARDS > FINANCIAL > CHECKBOOK

Checkbook Maintenance sa Client Event Company 10/11/2010

File Edit Tools Help

Save Clear Delete

Checkbook ID	UPTOWN TRUST	<input type="checkbox"/> Inactive
Description	Computer-Uptown Trust	
Currency ID	Z-US\$	Current Checkbook Balance \$65,994.14
Payment Rate Type ID		Cash Account Balance \$1,525,703.96
Deposit Rate Type ID		
Cash Account	000 -1100 -00	Cash - Operating Account
Next Check Number	20058	Last Reconciled Balance \$191,989.17
Next Deposit Number	20010	Last Reconciled Date 1/15/2014
Company Address ID		Payables Options
Bank Account	07200360604	Max Check Amount \$0.00
Bank ID	Uptown Trust	Password
User-Defined 1		<input checked="" type="checkbox"/> Duplicate Check Numbers
User-Defined 2		<input checked="" type="checkbox"/> Override Check Number

Navigation: |< < > >| Checkbook ID

EFT SETUP FROM CHECKBOOK MAINTENANCE

Checkbook EFT Bank Maintenance

File Edit Tools Help sa Client Event Company 10/11/2010

Checkbook ID	UPTOWN TRUST	Computer-Uptown Trust
Bank Country/Region	United States	Country Code
		ISO Currency Code USD
Account Holder		Bank Branch
Transit Routing Number	011900571	Bank Code
Bank Account Number	Bank of America	Bank Branch Code
IBAN		Bank Check Digit
Tax Registration Number		
Bank Identification Number	ROUTING NUMBER	
Bank Company Name	FABRIKAM, INC	Blocking Factor 10
Company ID Number	1234567890	Format Code A
Small Company Name	FABRIKAM, INC	Priority Code 01
Reference		
Service Class Code	200	
Communication Type:	Application	
Application		

Payables Options Receivables Options

OK

PAYABLES OPTION

Checkbook EFT Payables Options

File Edit Tools Help sa Client Event Company 10/11/2010

EFT Payment Numbers:

Use Check Numbers Use EFT Numbers

Next EFT Payment Number EFT000000000001

EFT Payables Options:

Payables Prenote Required

Prenote Grace Period 0

File Format:

Single Format

Based on Vendor

Business	BUSINESS	🔍	➔
Corporate	CORPORATE	🔍	➔
Personal		🔍	➔
Foreign		🔍	➔

Default Output Files:

Payables Domestic Payments	:C:\Users\bwilley.CALZONE\Documents\CAL\GP 2010\Client Event Bl	📁
Payables Foreign Payments	:C:\Users\bwilley.CALZONE\Documents\CAL\GP 2010\Client Event Bl	📁
Payables Prenotes	:C:\Users\bwilley.CALZONE\Documents\CAL\GP 2010\Client Event Bl	📁

Generate Prenotes

OK

EFT VENDOR SETUP

Vendor Maintenance

File Edit Tools Options Help sa Client Event Company 10/11/2010

Save Clear Delete Write Letters

Vendor ID ADVANCED0001 Hold Status: Active

Name Advanced Office Systems **Class ID** USA-US-M

Short Name Advanced Office

Check Name Advanced Office Systems

Vendor Address Maintenance

File Edit Tools Help sa Client Event Company 10/11/2010

Save Clear Delete

Vendor ID ADVANCED0001

Name Advanced Office Systems

Address ID PRIMARY

Contact Janice Berman

Address 678 Sherwood Park South

City Arlington Heights

State IL

ZIP Code 60004-2922

Country Code USA

Country USA

Phone 1 (618) 555-0102 Ext. 0000

Phone 2 (000) 000-0000 Ext. 0000

Phone 3 (000) 000-0000 Ext. 0000

Fax (618) 555-0102 Ext. 0000

Tax Schedule USAUSSTCITY+6*

Shipping Method DROP SHIP

UPS Zone

EFT Bank

EFT VENDOR BANK SCREEN

Vendor EFT Bank Maintenance

File Edit Tools Help sa Client Event Company 10/11/2010

Vendor ID	ADVANCED0001		
Name	Advanced Office Systems		
Address ID	PRIMARY		
Bank Country/Region	United States <input type="checkbox"/> Inactive	Account Type	Checking
Bank Name		File Transfer Method	Business Account
Transit Routing Number	011900571	Currency ID	Z-US\$
Bank Account Number	12345678	Bank Code	
Building Society Roll No		Bank Branch Code	
IBAN		Bank Check Digit	
Bank Branch		Termination Date	0/0/0000
GIRO Post Type		Date Pre-note Sent	0/0/0000

Additional Information

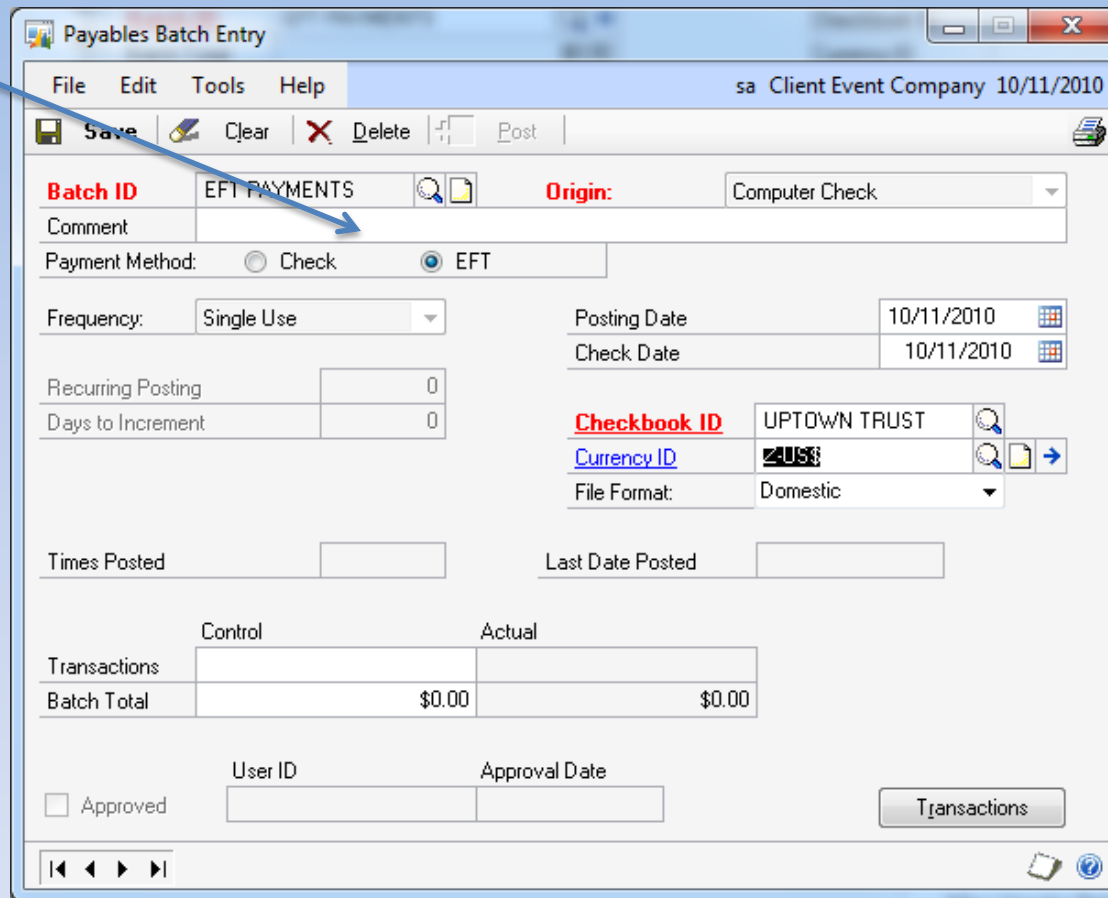
Swift Address		Address	
Vendor Country Code			
Delivery Country Code			
Bank Country Code			
Central Bank Code			
Regulatory Code 1			
Regulatory Code 2			

OK

EFT PROCESSING



COMPUTER CHECK BATCH



Payables Batch Entry

File Edit Tools Help sa Client Event Company 10/11/2010

Save Clear Delete Post

Batch ID EFT PAYMENTS **Origin:** Computer Check

Comment

Payment Method: Check EFT

Frequency: Single Use Posting Date: 10/11/2010
Check Date: 10/11/2010

Recurring Posting: 0
Days to Increment: 0

Checkbook ID UPTOWN TRUST
Currency ID ~~4US~~
File Format: Domestic

Times Posted: Last Date Posted:

	Control	Actual
Transactions		
Batch Total	\$0.00	\$0.00

Approved User ID: Approval Date:

Transactions

PROCESS CHECKS AS NORMAL

The screenshot shows the 'Select Payables Checks' window with the following details:

- Batch ID:** EFT PAYMENTS
- Batch Total:** \$0.00
- Checkbook ID:** UPTOWN TRUST
- Currency ID:** Z-US\$
- Select:** Vendor ID
- From:** ADVANCED0001
- To:** ADVANCED0001
- Restrictions:** Vendor ID from ADVANCED0001 to ADVANCED0001
- One Check Per:** Vendor
- Automatically Apply Existing Unapplied:**
 - Payments
 - Credit Memos
 - Returns
 - Functional Currency Only
 - All Currencies
- Take Non-Qualifying Discounts:**
- Pay Only Minimum:**
- Apply Date:** 10/11/2010
- Remittance:**
 - List Documents:** All Documents
 - Print Previously Applied Documents
 - Sort Documents by:** Date
 - Use Due Date Cutoff

Buttons: Insert >>, Remove, Process, Edit Check Batch, Edit Check

EDIT CHECK BATCH SCREEN

Edit Payables Check Batch sa Client Event Company 10/11/2010

File Edit Tools Help

OK Redisplay

Batch ID	EFT PAYMENTS	Checkbook ID	UPTOWN TRUST
Currency ID	Z-US\$	Checkbook Currency ID	Z-US\$
Batch Total	\$5,000.00	Balance before checks	\$65,994.14
Apply Date	10/11/2010	Balance after checks	\$60,994.14

Vendor ID	Total Amount Paid
<input checked="" type="checkbox"/> ACETRAVE0001	\$0.00
<input checked="" type="checkbox"/> ADVANCED0001	\$5,000.00
<input type="checkbox"/> ALLENSON0001	\$0.00
<input type="checkbox"/> AMERICAN0001	\$0.00
<input type="checkbox"/> ASSOCIAT0001	\$0.00
<input type="checkbox"/> ATTRACTI00001	\$0.00
<input type="checkbox"/> BURNETTT0001	\$0.00
<input type="checkbox"/> BUSINESS MAG	\$0.00
<input type="checkbox"/> BUSINESS0001	\$0.00
<input type="checkbox"/> CAPITALP0001	\$0.00
<input type="checkbox"/> CARLSONS0001	\$0.00
<input type="checkbox"/> CENTRALC0001	\$0.00

Select the documents you would like to pay for vendor:
ADVANCED0001 Advanced Office Systems

<input checked="" type="checkbox"/> Voucher Number	Due Date	Amount Remaining	Amount Paid
<input type="checkbox"/> 0000000000000002	11/22/2013	\$2,828.54	\$0.00
<input type="checkbox"/> 0000000000000002	12/29/2013	\$5,560.34	\$0.00
<input type="checkbox"/> 0000000000000002	1/16/2014	\$8,355.22	\$0.00
<input type="checkbox"/> 0000000000000002	2/15/2014	\$15,736.74	\$0.00
<input type="checkbox"/> 0000000000000003	3/1/2014	\$42,121.46	\$0.00
<input type="checkbox"/> 0000000000000004	9/2/2016	\$142.30	\$0.00
<input type="checkbox"/> 0000000000000004	2/12/2017	\$90.25	\$0.00
<input type="checkbox"/> 0000000000000004	2/20/2017	\$103.79	\$0.00
<input checked="" type="checkbox"/> 0000000000000004	11/10/2010	\$0.00	\$5,000.00

Indicates that a credit document is applied.

Edit Check Process

PRINT AND POST PAYMENTS

Print Payables Checks sa Client Event Company 10/11/2010

File Edit Tools Options Help

Process Clear

Batch ID	EFT PAYMENTS	Checkbook ID	UPTOWN TRUST
Batch Total	\$5,000.00	Currency ID	Z-US\$
Check Number	EFT0000000000001	GL Posting Date	10/11/2010
Check Date	10/11/2010		
Check Comment			
Sort Checks By:	Payment Number		
Check Format:	Stub on Top		

Navigation: |<< < > >|

Process Payables Remittance sa Client Event Company 10/11/2010

File Edit Tools Options Help

Batch ID: EFT PAYMENTS

Comment:

Process:

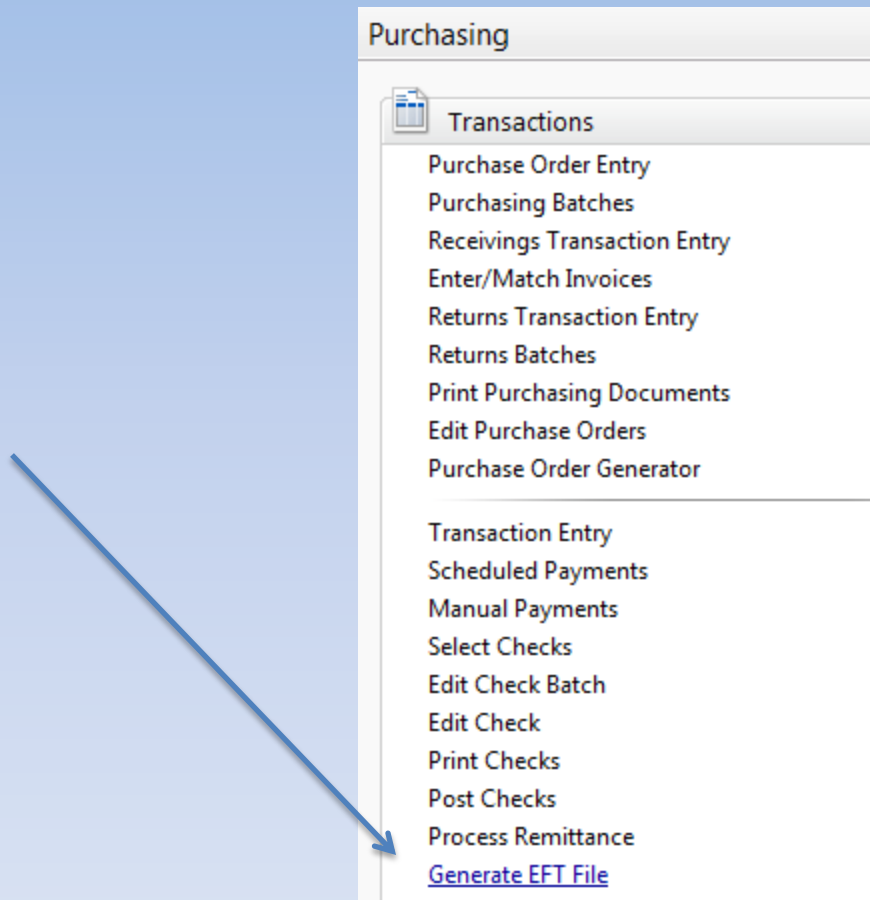
Remittance Alignment Form Remittance Form Post

Destination:

Print Document Send Document in E-mail (Print if mail cannot be sent.)

Process Process Later

CLICK ON GENERATE EFT FILE



GENERATE EFT FILES

Generate EFT Files

File Edit Tools Help sa Client Event Company 10/11/2010

Generate EFT File Redisplay

Series: Purchasing Sales

Checkbook ID: UPTOWN TRUST

Description: Computer-Uptown Trust

Transmission Date: 10/11/2010

Mark All Unmark All

Batch ID	Origin	Posted Date	# of Pmts.	Batch Total	Status
<input checked="" type="checkbox"/> EFT PAYMENTS	Computer Checks	10/11/2010	1	\$5,000.00	Available

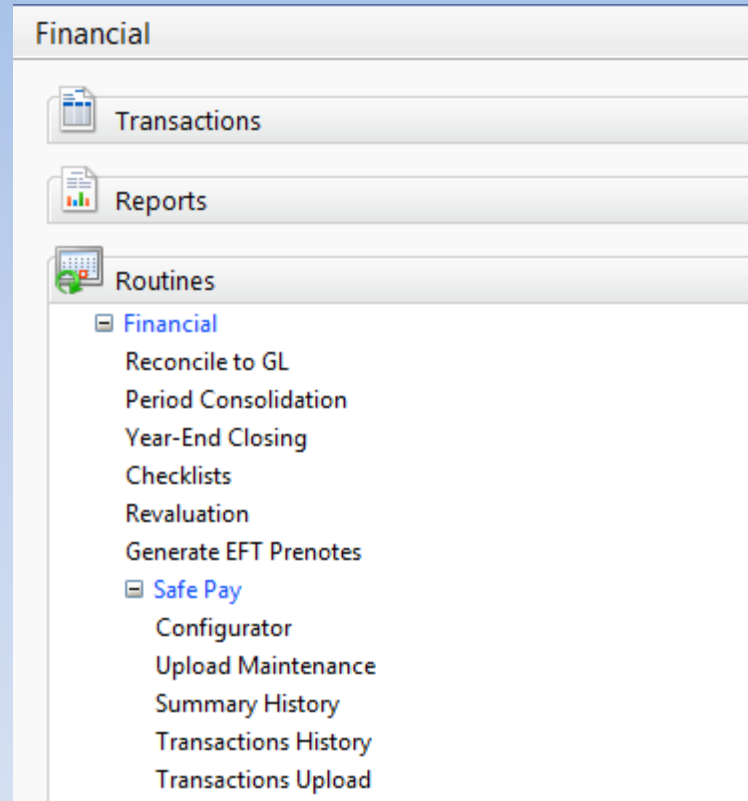
Navigation: |<< < > >> | Help

SAFE PAY/POSIPAY

- Banks are requiring companies that process more than 500 checks month to use safe pay.
- GP Safe pay once setup can create a file to be uploaded to the bank similar to the EFT file.



SAFE PAY TRANSACTIONS UPLOAD



CLICK ON LOAD RELOAD TRANS

Safe Pay - Transactions Upload

sa Client Event Company 10/11/2010

Upload Clear

Bank Upload ID: CE Bank ID: Uptown Trust
Output Format: CE

Checkbook ID	Transaction Number	TRX Date	Type	Currency	TRX Amount
UPTOWN TRUST	20058	10/11/2010	CHK	USD	\$11,565.76
UPTOWN TRUST	20059	10/11/2010	CHK	USD	\$22,500.00
UPTOWN TRUST	20060	10/11/2010	CHK	USD	\$333.93
UPTOWN TRUST	20061	10/11/2010	CHK	USD	\$84,970.53

Number of Checks: 4
Checks Total: 119,370.22
Number of Voids: 0
Voids Total: 0.00

Last Upload Date: 10/1/2010
Upload Cutoff Date: 10/31/2010
Last Upload Time: 3:35:57 PM

Load / Reload Transactions

CLICK UPLOAD TO CREATE SAFE PAY FILE

Safe Pay - Transactions Upload

File Edit Tools Help sa Client Event Company 10/11/2010

Upload Clear

Bank Upload ID CE Bank ID Uptown Trust
Output Format CE

Checkbook ID	Transaction Number	TRX Date	Type	Currency	TRX Amount
UPTOWN TRUST	20058	10/11/2010	CHK	USD	\$11,565.76
UPTOWN TRUST	20059	10/11/2010	CHK	USD	\$22,500.00
UPTOWN TRUST	20060	10/11/2010	CHK	USD	\$333.93
UPTOWN TRUST	20061	10/11/2010	CHK	USD	\$84,970.53

Microsoft Dynamics GP

Output file has been created and is ready for transmission to your bank. The file can be found at:
C:\Users\bwilley.CALZONE\Documents\CAL10 CT Convergence\CE Safe Pay

OK

ELECTRONIC BANK RECONCILIATION

- Download file with all activity from the bank.
- File will automatically match checks and deposits.

BANK ACTIVITY DOWNLOAD SETUP

Electronic Reconcile Download Maintenance

File Edit Tools Help sa Client Event Company 10/11/2010

Save Delete Clear

Bank Download ID CE

Bank Format CE

Bank ID Uptown Trust

Bank Name Uptown Trust

Branch

Add Checkbook Delete Checkbook

Last Download Summary

Last Download	10/11/2010
Number of Checks	0
Checks \$ Total	\$0.00
Number of Deposits	0
Deposit \$ Total	\$0.00
Confirm Number	BJWIL

Download History

Checkbook ID	Description	Currency ID	Last Reconciled
UPTOWN TRUST	Computer-Uptown Trust	Z-US\$	1/15/2014

Download Filename and Path :C:\Users\bwilley.CALSZONE\Documents\CAL\10 CT Convergence\Bank rec fil

Use Communication Link

Navigation icons: |<< >>|

DOWNLOAD TRANSACTIONS FROM BANK

Electronic Reconcile Download Transactions

File Edit Tools Reports Help sa Client Event Company 10/11/2010

Download [checked] OK Clear Reconcile

Bank Download ID: [dropdown] CE Bank ID: Uptown Trust
Last Download: 10/11/2010 at 2:28:37 PM Format ID: CE

Checkbook ID	Transaction Number	Trx Type	TRX Date	TRX Amount

Communication Link

ID	Debits Total	# Debits
Trx from Date	Credits Total	# Credits
Trx to Date	Deposits Total	# Deposits
Confirm Number	Checks Total	# Checks



RECONCILE BANK STATEMENT

Reconcile Bank Statements 10/11/2010

File Edit Tools View Range Help

Save Delete

Checkbook ID	UPTOWN TRUST
Description	Computer-Uptown Trust
Currency ID	Z-US\$

Bank Statement Ending Balance	\$0.00
Bank Statement Ending Date	1/31/2014
Cutoff Date	1/31/2014

Transactions

Navigation: |◀◀▶▶| Help icon

Select Bank Transactions

File Edit Tools View Range Help sa Client Event Company 10/11/2010

Checkbook ID: UPTOWN TRUST Display: All Sort: by Type

Select Range Redisplay

Type	Number	Date	C	Payment	Deposit
DEP	20001	1/9/2014	<input type="checkbox"/>	\$0.00	\$130,368.25
DEP	20002	1/16/2014	<input type="checkbox"/>	\$0.00	\$228,576.73
DEP	20003	1/23/2014	<input type="checkbox"/>	\$0.00	\$161,252.58
DEP	20004	1/23/2014	<input type="checkbox"/>	\$0.00	\$460,357.76
DEP	20005	1/31/2014	<input type="checkbox"/>	\$0.00	\$17,567.11
DEP	20006	1/31/2014	<input type="checkbox"/>	\$0.00	\$16,956.84
DEP	20007	1/31/2014	<input type="checkbox"/>	\$0.00	\$46,477.47
DEP	20008	1/31/2014	<input type="checkbox"/>	\$0.00	\$100,939.66
CHK	1000.1	8/1/2013	<input type="checkbox"/>	(\$395.59)	\$0.00
CHK	1000.2	7/25/2013	<input type="checkbox"/>	(\$1,000.00)	\$0.00
CHK	1004.1	10/15/2013	<input type="checkbox"/>	(\$5,000.00)	\$0.00

Cleared Transactions

	No. of	Total Amount	Adjusted Bank Balance	
Payments	0	\$0.00	\$383,086.81	
Deposits	0	\$0.00	\$575,075.98	
			Difference	(\$191,989.17)

Adjustments

OK Reconcile



Q & A



THE END

